



A Multidisciplinary Indexed International Research Journal



ISSN : 2320-3714  
Volume : V



ADHYAYAN  
INTERNATIONAL  
RESEARCH  
ORGANISATION



## DESIGN AND DEVELOPMENT OF ELECTRO CHEMICAL MICRO MACHINING

Mr. Giriraj Satyanarayan Kadel

**Declaration of Author:** I hereby declare that the content of this research paper has been truly made by me including the title of the research paper/research article, and no serial sequence of any sentence has been copied through internet or any other source except references or some unavoidable essential or technical terms. In case of finding any patent or copy right content of any source or other author in my paper/article, I shall always be responsible for further clarification or any legal issues. For sole right content of different author or different source, which was unintentionally or intentionally used in this research paper shall immediately be removed from this journal and I shall be accountable for any further legal issues, and there will be no responsibility of Journal in any matter. If anyone has some issue related to the content of this research paper's copied or plagiarism content he/she may contact on my above mentioned email ID.

### ABSTRACT

*Electrochemical machining is a generally new technique, just being presented as a business strategy inside the last 70 years. A part of research was directed in the 1970s, but research on electrical discharge machining around a similar time moderated electrochemical machining research. The fundamental impact for the improvement of electrochemical machining originated from the aeronautic trade where hard amalgams were required to be machined without leaving a damaged layer keeping in mind the end goal to create a segment which would carry on dependably. Electrochemical machining was primarily used for the generation of gas turbine cutting edges or to machine materials into complex shapes that would be troublesome to machine utilizing traditional machining methods. Tool wear is high and the metal evacuation rate is moderate when machining hard materials with conventional machining methods such as processing. This builds the cost of the machining process general and this method creates a defective layer on the machined surface. Though with electrochemical machining there is for all intents and purposes no instrument wear notwithstanding when machining hard materials and it doesn't leave a defective layer on the machined surface. This article reviews the application of electrochemical machining with respect to micro manufacturing and the current situation with the workmanship micro electrochemical machining considering diverse machined materials, electrolytes and conditions utilized.*

**KEYWORDS:** *Micro-electrochemical machining, electrochemistry, micromachining.*

### INTRODUCTION

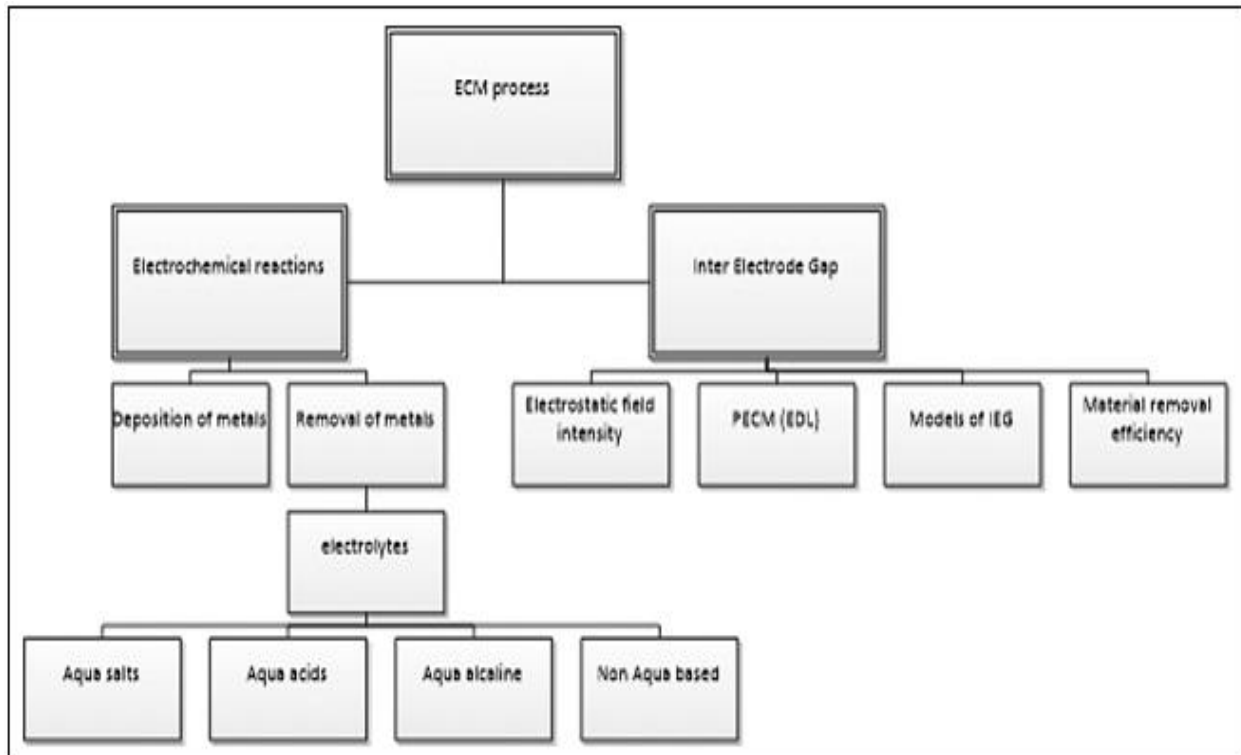
Electrochemical machining (ECM) is a nonconventional producing process which depends on copying the state of the tool electrode into the work piece by means of the anodic dissolution of the workpiece.<sup>1-7</sup> In ECM, both the tool electrode and the work piece are submerged in an electrically conductive electrolyte, usually a watery salt

solution, for example, sodium chloride (NaCl) or sodium nitrate (NaNO<sub>3</sub>). A consistent potential is connected between the two electrodes ensuring the work piece turns into the anode (positive electrode). The connected potential makes a DC current stream between the electrodes, dissolving the anode material all the while. The

response at the cathode is typically hydrogen gas generation.

There has been a drive towards scaling down, which requires new manufacturing methods to produce features on this small-scale. ECM has needed to react to the developing pattern in scaling down, all

things considered there have been late improvements which utilize considerably smaller shaped electrodes, for example, a plate, rod or tube, to machine complex shapes by moving the smaller tool electrode along a designated path. This requires higher determination of the dissolution process to accomplish the required accuracy.



**Figure 1- Flow diagram for the structure**

As a result, another ECM technique was created, known as beat electrochemical machining (PECM). PECM utilizes high-recurrence voltage heartbeats to keep the machining to the regions of the work piece spellbound by the tool electrode. Utilizing a beat voltage to machine the work piece permits the interelectrode gap (IEG) to be diminished, with the IEG being relative to the beat width. The article will display a survey of the electrochemical processes and will examine their appropriateness for the

utilization in micro manufacturing. The structure of the article is spoken to in Figure 1.

## REVIEW OF LITERATURE

ECM is an electrolytic process which chips away at the premise of anodic disintegration of the work piece. Electrolysis is the death of the current between two electrodes of every an electrically conductive solution, called an electrolyte, which finishes the

circuit. A straightforward case of an electrolytic process is between an impure copper anode and a pure copper cathode in a temperature controlled, quiescent solution of copper sulfate ( $\text{CuSO}_4$ ) with a consistent current source associating the two electrodes. Copper atoms from the anode are broken down and set out through the electrolyte to the cathode where it is along these lines stored. The copper particles travel through the solution by means of several mechanisms. The first being dissemination; dispersion is the development of particles inside an answer affected by focus gradients. Ions move from zones with higher concentrations to lower concentrations trying to level the concentration throughout the solution. For this situation, the grouping of copper particles at the anode surface is considerably higher than the concentration of copper particles in the main part of the solution; consequently, the copper particles diffuse far from the anode towards the bulk solution and the copper cathode. The centralization of copper ions at the cathode surface is lower than the bulk concentration since copper ions are expended at the cathode surface. The copper ions additionally travel through the solution by means of migration; migration is the development of ions due to a potential field. In the case, the positive copper particles are electrostatically attracted to the contrarily charged cathode. Normally in electrochemical experiments looking at electrode reactions, a foundation electrolyte with a high focus is utilized to relieve the impacts of movement in the solution. Most of the current is conveyed by the background electrolyte so the impact of

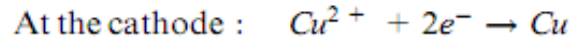
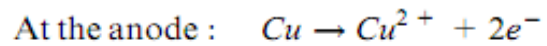
relocation on the species being considered is irrelevant. The third component in which the particles could travel through the solution is convection. Convection is the development due to external mechanical powers, for example, mixing or bubbling gas through the solution. On account of copper electrolysis, the solution is unstirred and kept at a constant temperature so the ions are not subjected to any substantial convection effects, be that normal or forced convection, for example, stirring the solution.

The examination titled "Design and Development of Electrochemical Micro Machining " analyzes about the difference in the surface idea of parts with a finishing technique Pulse Electrochemical Finishing (PECF) using a Moving Cathode. The results reveals that machining with a cover cathode hole as meager as possible could smoothen the anode surface quickly; with a consistent opening evaluation, the present thickness and the machining time are two key parameters affecting the smoothening sway; there is a fundamental current thickness above which a wonderful surface could be gotten, and this strategy could finish a tremendous surface zone over the essential current with a low power supply, which is helpful to get a glossy surface.

The research Process parameters of AMPs are generally picked either in light of the experience, and fitness of the overseer or from the appropriateness machining handbooks. In by far most of the cases, picked parameters are traditionalist and far from the perfect. This surprises perfect use of the strategy capacities. Picking perfect estimations of process parameters without

change requires extend experimentation which is costly, dreary, and dull. Process parameters change of AMPs is essential for manhandling their conceivable outcomes and limits less all potential constraints degree monetarily. This paper depicts streamlining of process parameters of four mechanical make AMPs in particular ultrasonic machining (USM), abrasive jet machining (AJM), waterjet machining (WJM), and abrasive waterjet machining (AWJM) frames using inherited counts giving the purposes of enthusiasm of specifying of enhancement models, game plan system used, and progression comes about.

The reactions happening at the electrodes during copper electrolysis are as follows



These two reactions happen at the same time. This prevents charge gathering anyplace inside the circuit. There are likewise counter particles in the arrangement so the arrangement remains unchanged. Figure 2 demonstrates a schematic of the responses happening inside the electrolyte amid the cleansing of copper.

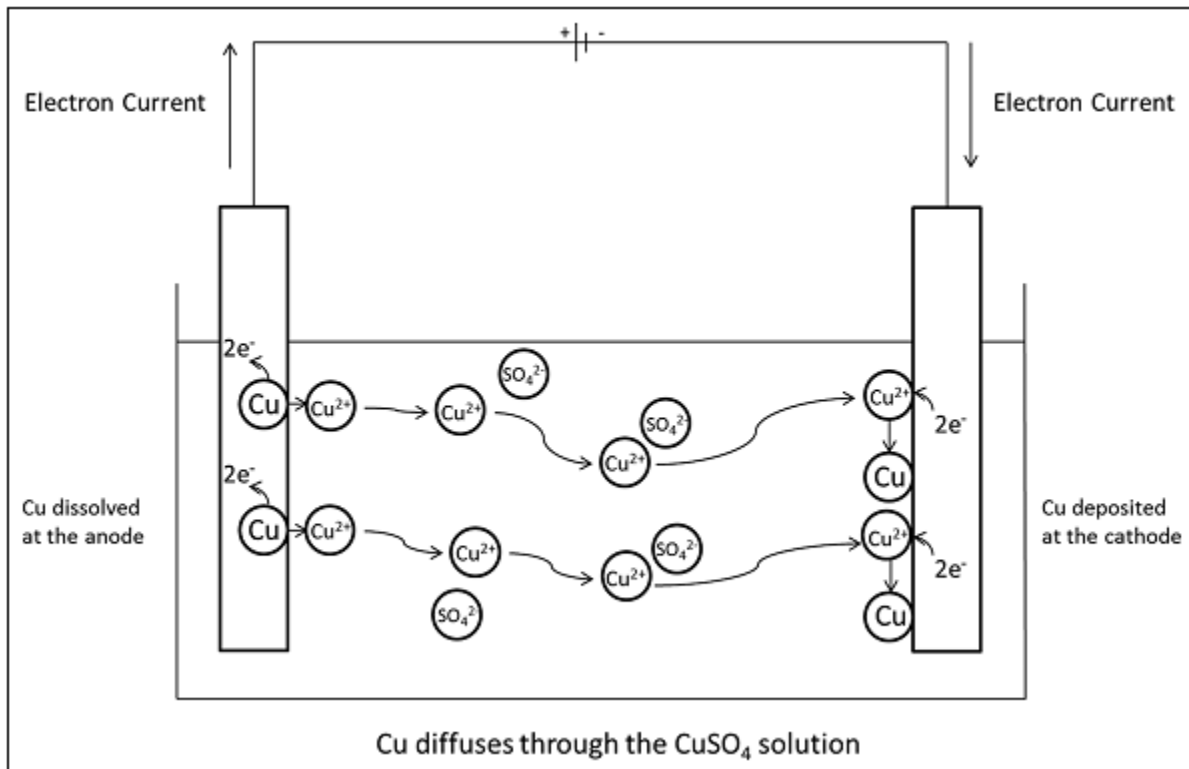


Figure 2. Schematic of copper purification process

The impure copper anode is broken up and consequently lessens in mass. The insoluble debasements gather underneath the anode. No different responses occur at either electrode as copper is less receptive than hydrogen, as decided in the electrochemical series. In the event that a metal more receptive than hydrogen had been utilized, hydrogen gas would have been created at the cathode, that is, if the standard capability of the half response identifying with the working electrode material is negative regarding hydrogen, hydrogen will be shaped at the electrode. ECM (removal of material) deals with a comparable premise as depicted above for the purging of copper. ECM uses the anodic dissolution procedure utilized as a part of copper electrolysis yet limits the current, with different methods, to permit more exact and accurate dissolution. This empowers different shapes and shapes to be machined using this method.

## FORMATION OF PASSIVIZING LAYER

The decision of electrolyte determines the responses that occur at both the work piece and the tool electrode and furthermore within solution. To begin with, there are two primary kinds of electrolyte; passivating and non-passivating electrolytes.

Passivating electrolytes will support the improvement of a passive layer on the work piece. A passive layer is generally shaped of metal oxides and hydroxides which can precipitously frame upon contact with the electrolyte or once a current is moving through the system. This will rely upon both the electrolyte and the metal included. Numerous uninvolved movies are

electrically protecting and shape an obstruction on the work piece surface. This is usually detrimental to the machining process and at times can totally keep any dissolution from happening. It is not necessarily the case that the arrangement of all passive layers is undesirable. Some of the time the formation of a non-protecting passive layer can enhance the resolution of the machining, obtaining a more exact shape with more honed edges and corners by increasing the protection of the surrounding workpiece. This is useful for micromachining. The energy consumption for this strategy is higher because of the expanded potential required to get through the passive layer. A surface is said to be passive if the erosion protection is expanded under conditions where uncovered metal would essentially react. Non-passivating electrolytes don't, as the name proposes, shape a passive layer. They more often than not contain forceful particles, for example, chloride, which destabilizes the arrangement of a film. This results in a higher machining rate, however the surface finish is traded off alongside the machining resolution.

The passive layer is typically framed of metal oxides and metal hydroxides. Now and again, the passive layer will shape suddenly and rapidly, however in others the passive layer may just frame when an anodic current is passed. This relies upon both the electrolyte utilized and the metal the work piece is produced using. A passive layer is impeding to the ECM process as passive layers increment the consumption protection of the surface, diminishing the material removal rate (MRR) and powers the

potential higher all together to machine the surface. This is on account of numerous passive films frame a boundary and they indicate both low ionic and electronic conductivity at low and medium field qualities. On the off chance that no current can be passed, either electronically or ionically, no response can happen and machining will stop. Not all passive films are protecting, some may lead either electronically or ionically. The growth of insulating films is a self-restraining process, and more often than not a thick, homogeneous film of steady thickness is shaped. Notwithstanding, an electrically conductive film will develop ceaselessly; the thickness of the film will be relative to the charge passed. More often than not, a passive film will shape a boundary which might be disturbed by a number of factors. At the point when the field quality is high, dielectric breakdown can be watched, making the oxide lattice breakdown. Erosion may debilitate the film, yet for ECM this is to a great extent unimportant as consumption for the most part takes a shot at longer time scales than the examination time allotment. In spite of the fact that the impact of the electrolyte on the ECM gear must be considered as these parts are presented to the electrolytes utilized over broadened timeframes. The expansion of aggressive ions to the electrolyte, for example, chloride, may destabilize the film by entering the film. This has been seen to bring about a more uneven surface finish as the infiltration isn't equivalent over the whole film. This shows why picking the correct electrolyte for the material to be machined is essential. To accomplish the most astounding MRRs

utilizing the slightest energy possible, the arrangement of passive films must be stayed away from. Nonetheless, for exact replication of the instrument in the work piece, it might be best to utilize a passive electrolyte to build the resolution of disintegration.

Amid the ECM process, the breakdown of the passive film might be shown by unpredictable current pinnacles, noticeable flashes or a perceptible commotion, for example, a splitting clamor. It is reliant on the synthesis of the electrolyte and its fixation. Be that as it may, the breakdown of the passive film is relatively free of the current density, temperature, surface roughness and hydrodynamics.

Researchers have known about the impact of passive films on the ECM process for some time and have endeavored to discover approaches to stay away from or limit their arrangement. The most well-known system utilized is to use a non-passivating electrolyte. Others have utilized a bipotentiostat to empower potential control of both the work piece (anode) and the tool electrode (cathode). This implies the capability of the anode can simply be held at a potential where the arrangement of a passive film is troublesome and the potential heartbeats from the apparatus are superimposed over the capability of the anode. Since the anode is held at a potential where the arrangement of a passive layer happens, the aggregate charge passed is utilized for metal removal as opposed to evacuating the passive layer and underlying metal. This had the impact of expanding the MRR. This, in any case, isn't really the best choice for ECMM; while high

MRRs are essential for processing times, it can bargain machining determination. For micromachining, resolution is highly important.

## CONCLUSION

From the review process described above, it was shown that already many researchers have successfully demonstrated the use of ECM in manufacturing micro features on surfaces through the use of a pulsed potential in combination with a small IEG. Features as small as 0.5mm has been produced with ECM38 indicating ECM is a viable technique for micro manufacturing. However, it is unknown what methodology to be used and which electrolyte should be used for a particular metal choice with researchers focusing only on one metal or alloy to determine ideal machining parameters. If a new material were to be machined, extensive research to establish a suitable electrolyte along with appropriate machining parameters such as applied potential and pulse length needs to be done. At present, there is no scientifically based methodology to justify the use of specific electrolyte solution, IEG distance and machining conditions especially for the needs of micro manufacturing application of ECM technology.

## REFERENCES:

- [1] Schuster R, Kirchner V, Allongue P, et al. Electrochemical micromachining. *Science* 2000; 289: 98–101.
- [2] Bhattacharyya B, Munda J and Malapati M. Advancement in electrochemical micro-machining. *Int J Mach Tool Manu* 2004; 44: 1577–1589.
- [3] Mathew R and Sundaram MM. Modeling and fabrication of micro tools by pulsed electrochemical machining. *J Mater Process Tech* 2012; 212: 1567–1572, <http://dx.doi.org/10.1016/j.jmatprotec.2012.03.004>
- [4] Lesch A, Wittstock G, Burger C, et al. External control of anodic dissolution mechanism of 100Cr6 in nitrate/ chloride mixed electrolytes. *J ElectrochemSciEng* 2011; 1: 39–54.
- [5] Zhang Z, Wang Y, Chen F, et al. A micro-machining system based on electrochemical dissolution of material. *Russ J Electrochem+* 2011; 47: 819–824.
- [6] Ghoshal B and Bhattacharyya B. Influence of vibration on micro-tool fabrication by electrochemical machining. *Int J Mach Tool Manu* 2013.
- [7] Zhang YJ, Tang YJ, Liu XK, et al. Development of ultra-short pulse power supply applicable to micro-ECM. *Mater Sci Forum* 2009; 626–627: 369–374.
- [8] ECM Technologies. ECM technology – history, <http://electrochemicalmachining.com/technology/process-history> (accessed 12 February 2013).
- [9] Wolters H-H. Electrochemical machining: SIG material analysis. Leeuwarden, The Netherlands: ECM Technologies, 2010.
- [10] Hanamant SS and Gajanan KW. Electrolytes in electrochemical

- machining process. In: 9th international symposium on advances in electrochemical science and technology, Chennai, India, 2–4 December 2010. Karaikudi, India: SAEST.
- [11] Ma X and Schuster R. Locally enhanced cathodoluminescence of electrochemically fabricated gold nanostructures. *J Electroanal Chem* 2011; 662: 12–16,
- [12] Thanigaivelan R and Arunachalam R. Optimization of process parameters on machining rate and overcut in electrochemical micromachining using grey relational analysis. *J SciInd Res* 2013; 72: 36–42
- [13] Jain VK, Kalia S, Sidpara A, et al. Fabrication of microfeatures and micro-tools using electrochemical micromachining. *Int J AdvManuf Tech* 2012; 61: 1175–1183.
- [14] Wu X, Qu N, Zeng Y, et al. Modelling of the liquid membrane electrochemical etching of a nano-tip. *Int J AdvManuf Tech* 2013; 69: 723–729.